

EYES COVER RECESSED

E10I0041-

base number _____
Color _____
Temperature _____

1. To build a product code in our configurator select the specify button on the base model # product page
2. To build a manual product code on this datasheet choose from the options listed below in blue font and add the suffix to the base model #

GENERAL

Series: Eyes _____
Subseries: Eyes Cover _____
Brand: Side _____
Division: Exterior _____
Mounting Type: Recessed _____
Mounting Location: In-Ground _____
Subcategory: Walk Over _____

PHYSICAL

Shape: Dome _____
Diameter (mm): 40 _____
Diameter (in): 1 ⁹/₁₆ _____
Height (mm): 37 _____
Height (in): 1 ⁷/₁₆ _____
Light Distribution: Direct _____
Weight (kg): 0.2 _____
Weight (lbs): 0.44 _____
Diffuser: Polycarbonate clear diffuser _____
Gasket: Silicon rubber _____
Fixture Finish: PSS _____
Fixture Material: Stainless Steel _____

ELECTRICAL

Lamp Type: LED (Zhaga Standard) _____
Input Wattage (W): 3 _____
Total Output Wattage (W): 2 _____
Dimming: Tri-Mode (Non-Dimming and Phase Dimming (120Vac only) and 0-10V Dimming) _____
Driver Included: No _____
Driver Location: Remote _____
Driver Type: Constant Current - 120 / 277Vac _____
Input Voltage (V): 120 - 277 _____
Constant Current (MA): 500 _____
Upon Request: (Not included - see components [IP65 or higher enclosure to be supplied by others]) 0-10Vdc dimming / Phase dimming @120Vac only / Non-dimming 120Vac / Non-dimming 277Vac _____

LED

Color Temperature (°K): 3000 / 4000 _____
Max. Delivered Lumen (lm): 145 / 155 / 165 _____
CRI: >80 CRI _____
Lamp Life (hrs): 50000 _____

OPTICAL

Optic°: 1 Opening _____
Beam Angle: 45 _____

RATINGS AND CERTIFICATIONS

Certified By: Certified for North American Standards _____
IP rating: IP68 _____
IK Rating: IK09 _____



EYES COVER RECESSED

E10I0044-

base number _____
Color _____
Temperature _____

1. To build a product code in our configurator select the specify button on the base model # product page
2. To build a manual product code on this datasheet choose from the options listed below in blue font and add the suffix to the base model #

GENERAL

Series: Eyes _____
Subseries: Eyes Cover _____
Brand: Side _____
Division: Exterior _____
Mounting Type: Recessed _____
Mounting Location: In-Ground _____
Subcategory: Walk Over _____

PHYSICAL

Shape: Dome _____
Diameter (mm): 40 _____
Diameter (in): 1 ⁹/₁₆ _____
Height (mm): 37 _____
Height (in): 1 ⁷/₁₆ _____
Light Distribution: Direct _____
Weight (kg): 0.2 _____
Weight (lbs): 0.44 _____
Diffuser: Polycarbonate clear diffuser _____
Gasket: Silicon rubber _____
Fixture Finish: PSS _____
Fixture Material: Stainless Steel _____

ELECTRICAL

Lamp Type: LED (Zhaga Standard) _____
Input Wattage (W): 3 _____
Total Output Wattage (W): 2 _____
Dimming: Tri-Mode (Non-Dimming and Phase Dimming (120Vac only) and 0-10V Dimming) _____
Driver Included: No _____
Driver Location: Remote _____
Driver Type: Constant Current - 120 / 277Vac _____
Input Voltage (V): 120 - 277 _____
Constant Current (MA): 500 _____
Upon Request: (Not included - see components [IP65 or higher enclosure to be supplied by others]) 0-10Vdc dimming / Phase dimming @120Vac only / Non-dimming 120Vac / Non-dimming 277Vac _____

LED

Color Temperature (°K): 3000 / 4000 _____
Max. Delivered Lumen (lm): 145 / 155 / 165 _____
CRI: >80 CRI _____
Lamp Life (hrs): 50000 _____

OPTICAL

Optic°: 2 Openings _____
Beam Angle: 2 x 45 _____

RATINGS AND CERTIFICATIONS

Certified By: Certified for North American Standards _____
IP rating: IP68 _____
IK Rating: IK09 _____



EYES

COLOR FINISH CHART

PROJECT

TYPE

SPECIFIER

QUANTITY

DATE

Fixture Finish

Polished Stainless Steel - PSS



Digital: Not all screens are calibrated the same, and therefore, colors will appear differently between screens.











Physical: When texture is involved, there will be variations in color, character and tone within a product series and between product families.



LEGEND

	floor-mounted		pivotal		special LED (upon request) RGB, RGBW, tunable, gold+, meat+, art+, fashion+
	wall and ceiling: recessed and surface mounted		rotating		warm dim / natural dimming LED
	ceiling-mounted and wall-mounted		illuminate tilted		rechargeable battery powered
	wall-mounted		color of suspension cable		fixture with natural vivid LED (upon request)
	omni-directional light distribution		length of suspension cable		color rendering index
	direct light distribution		reflector degree selection		color temperature
	direct/indirect light distribution		super spot		lumen (luminous flux)
	indirect light distribution		lens		efficacy (lumens per watt)
	asymmetric light distribution		lens pack		Unified Glare Rating (UGR) range from 5-40
	aura light distribution		shine ring		marine grade (AISI 316 stainless steel)
	round wall or ceiling cut-out		integrated shine ring with diffuser		walk on
	square wall or ceiling cut-out		free individual colors 01-29		drive on
	the supplied jig specifies the cutout dimensions		individual colors: 00 (free of charge), 01-25 (extra charge)		Dark Sky Compliance
	minimum distance (meters) lamp - object		luminaire part to be colored (F1)		Americans with Disabilities Act (less than 4" off the wall located between 27"-84" from floor)
	recessed depth		luminaire part to be colored (F2)		lamp protected against explosion
	ceiling thickness in mm		luminaire part to be colored (F3)		blown glass using traditional methods by master glass blower
	ceiling thickness selection		luminaire part to be colored (F4)		acoustic material
	dimmable DP (phase), DV (0-10V), DD (dali), DS (step-dim)		luminaire part to be colored (F5)		protection class I, protection insulation
	included or excluded LED driver/transformer/control gear		color of 3-circuit adaptor		protection class II, protection insulation
	separately switchable		indirect diffuser		ETL Certified to UL and CSA Standards
	sensor		direct diffuser		UL Certified to UL and CSA Standards
	remote control		ball-proof (upon request)		CSA Certified to UL and CSA Standards
	available upon request		accessory		Certified for North American Standards

IP RATING

	protected against ingress of solid bodies greater than 12.5mm (finger)
	protected against ingress of solid bodies greater than 2.5mm protected against sprays of water up to 60 degrees from the vertical (rain)
	protected against ingress of solid bodies greater than 1mm (wire) no protection against the ingress of moisture
	protected against ingress of solid bodies greater than 1mm (wire) protected against sprays of water up to 60 degrees from the vertical (rain)
	protected against ingress of solid bodies greater than 1mm (wire) protected against water splashed from all directions
	protected against limited ingress of dust (wet rooms/covered outdoor areas) protected against water splashed from all directions
	protected against ingress of dust protected against jets of water
	protected against ingress of dust protected against powerful jets of water or heavy seas
	protected against ingress of dust protected against immersion of water between 15cm - 1m for 30 minutes
	protected against ingress of dust protected against immersion of water under pressure for long periods

IK RATING

	protected against 0.14 joules impact (equivalent to 0.25kg mass dropped from 56mm above the surface)
	protected against 0.2 joules impact (equivalent to 0.25kg mass dropped from 80mm above the surface)
	protected against 0.35 joules impact (equivalent to 0.25kg mass dropped from 140mm above the surface)
	protected against 0.5 joules impact (equivalent to 0.25kg mass dropped from 200mm above the surface)
	protected against 0.7 joules impact (equivalent to 0.25kg mass dropped from 280mm above the surface)
	protected against 1 joules impact (equivalent to 0.25kg mass dropped from 400mm above the surface)
	protected against 2 joules impact (equivalent to 0.5kg mass dropped from 400mm above the surface)
	protected against 5 joules impact (equivalent to 1.7kg mass dropped from 300mm above the surface)
	protected against 10 joules impact (equivalent to 5.0kg mass dropped from 200mm above the surface)
	protected against 20 joules impact (equivalent to 5.0kg mass dropped from 400mm above the surface)